

Scaled data based on original data using  
LM-79-08 Approved Method: Electrical and Photometric Measurements of Solid-  
State Lighting Products

Test Report Prepared for  
Cooper Lighting Solutions  
(formerly Eaton)

Brand: McGRAW-EDISON

Report Number: P270207

Luminaire Tested: **GWC-AF-02-LED-E1-SL2-7027-800**

Issue Date: 3/3/2020

**Test Information**

Test Method: LM-79-08  
Report Number: P270207  
TEST IS SCALED FROM IESNA LM-79-08 TEST DATA (P24286)  
Test Lab: INNOVATION CENTER P2  
Issue Date: 3/3/2020  
Manufacturer: COOPER LIGHTING SOLUTIONS (FORMERLY EATON)  
Product Line: MCGRAW-EDISON  
Catalog Number: GWC-AF-02-LED-E1-SL2-7027-800  
Description: GALLEON WALL LUMINAIRE  
(2) 70 CRI, 2700K, 800mA LIGHTSQUARES WITH 16 LEDS EACH AND TYPE II SPILL  
LIGHT ELIMINATOR OPTICS  
Light Source: -  
Ballast/Driver: ELECTRONIC DRIVER

**Summary**

Lumens per Lamp: N/A  
Luminaire Lumens: 8541.8 lumens  
Efficiency: N/A  
Efficacy: 99.3 lumens/watt  
Luminous Opening: Rectangular (W 1' x L: 0.5' x H: 0')  
IES Classification: Type II - Short - Semi-Cutoff  
BUG Rating: B2 - U0 - G2

Input Watts (W): 86  
Input Voltage (V): NR  
Input Current (Ain): NR  
Voltage Rise (V): NR  
Power Factor: NR  
Total Harmonic Distortion (THDi): NR  
Frequency (hertz): 60  
Stabilization Time: NR  
Operation Time: NR  
Ambient Temperature (°C): NR  
Test Distance: 25 FT

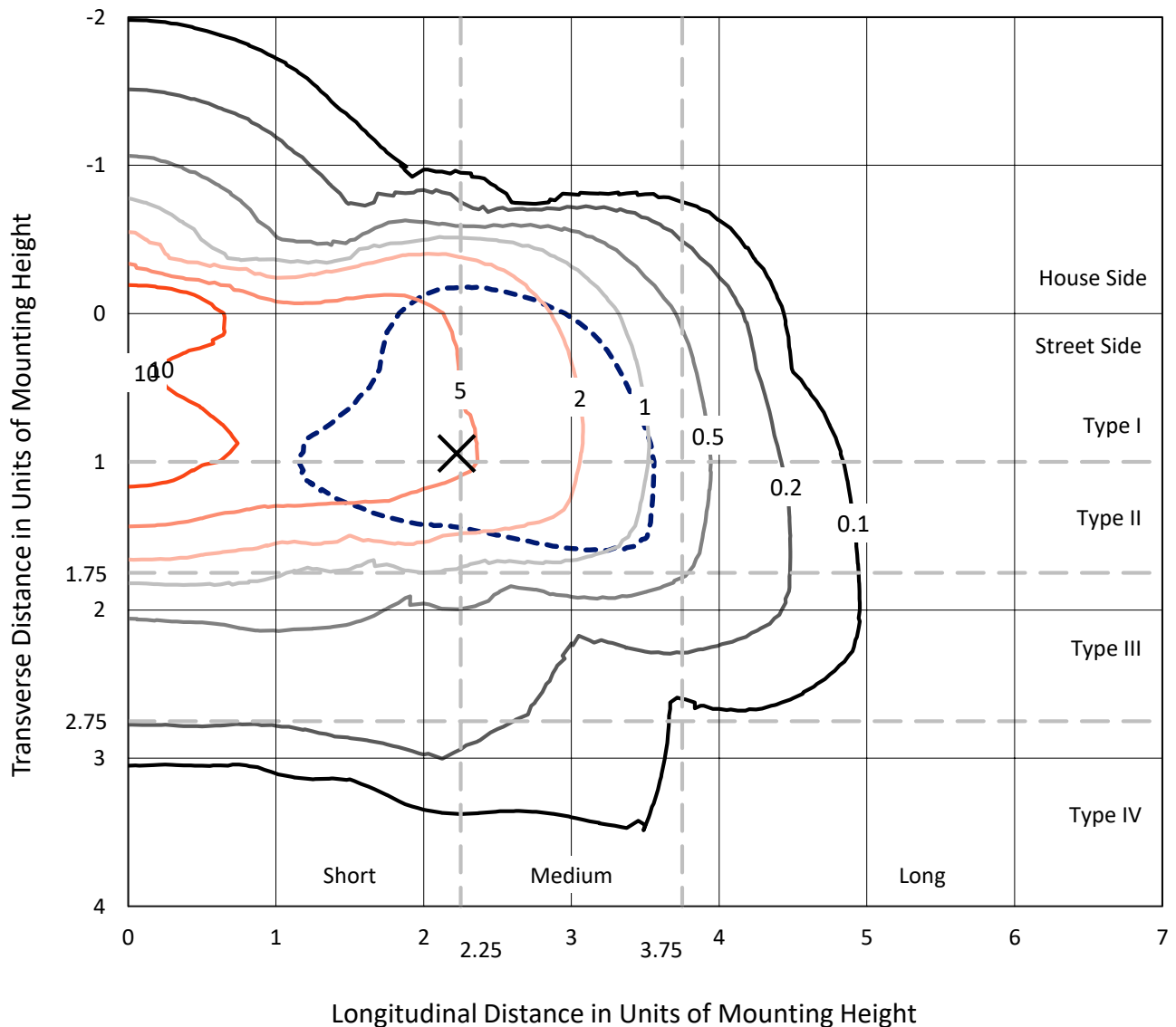


REPORT NUMBER: P270207

CATALOG NUMBER: GWC-AF-02-LED-E1-SL2-7027-800

### Iso-Footcandle Lines of Horizontal Illumination

× Max cd  
 - - - 1/2 Max cd

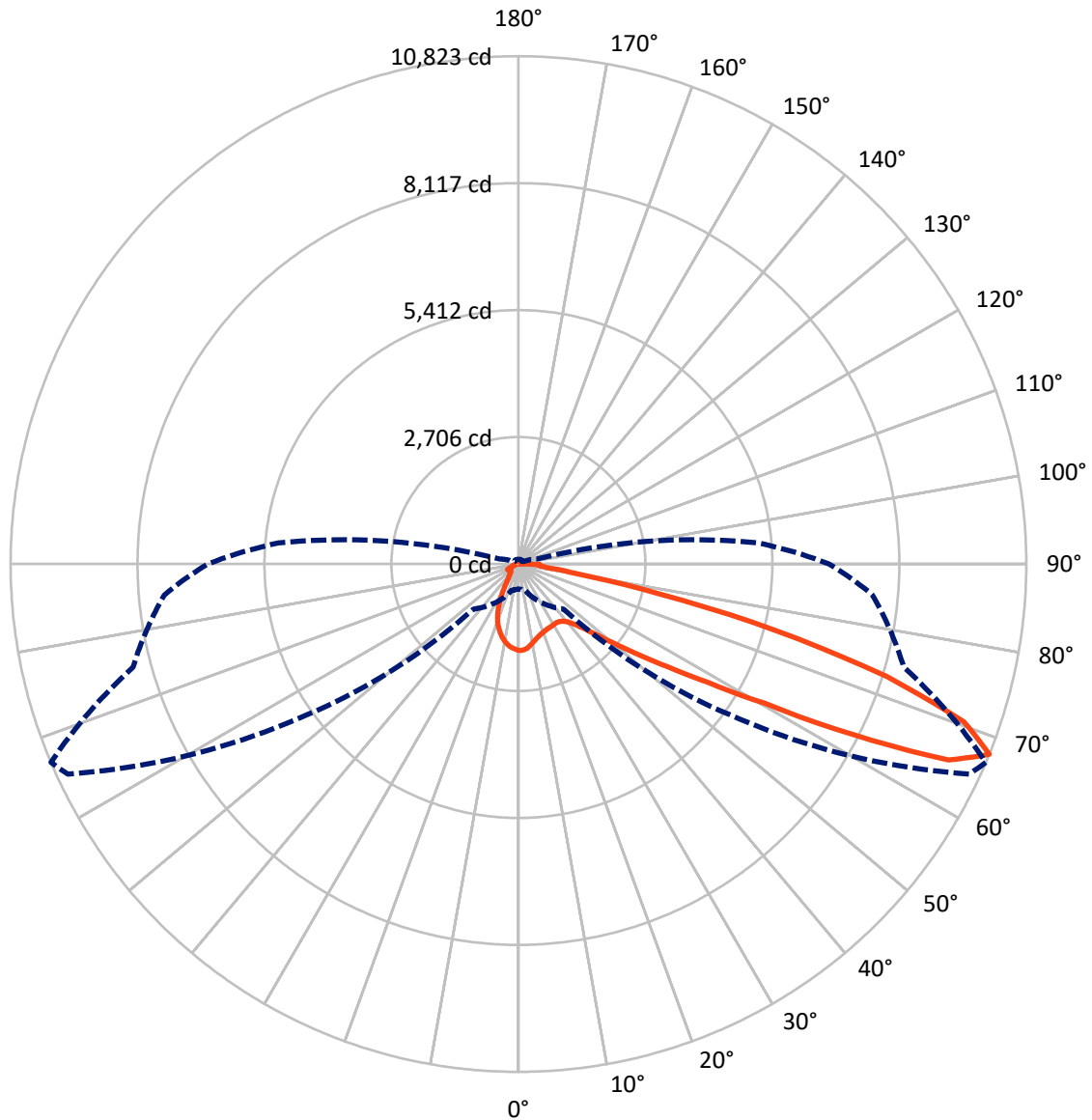


Based on 10 foot mounting height. Maximum calculated value = 18.4 fc  
 Type II - Short - Semi-Cutoff

REPORT NUMBER: P270207

CATALOG NUMBER: GWC-AF-02-LED-E1-SL2-7027-800

### Luminous Intensity Polar Plot



— Vertical Plane Through 67-Deg Lateral    - - - Horizontal Cone Through 67.5-Deg Vertical

REPORT NUMBER: P270207

CATALOG NUMBER: GWC-AF-02-LED-E1-SL2-7027-800

**FLUX DISTRIBUTION:**

		Downward	Upward	Total
<b>House Side</b>	Lumens	1415.3	0.0	1415.3
	% Fixture	16.6	0.0	16.6
<b>Street Side</b>	Lumens	7126.5	0.0	7126.5
	% Fixture	83.4	0.0	83.4
<b>Total</b>	Lumens	8541.8	0.0	8541.8
	% Fixture	100.0	0.0	100.0

**Coefficient of Utilization**

**ZONAL LUMENS:**

Zone	Lumens	% Fixture
0°-10°	157.2	1.8
10°-20°	363.7	4.3
20°-30°	493.0	5.8
30°-40°	700.9	8.2
40°-50°	1172.6	13.7
50°-60°	1855.0	21.7
60°-70°	2363.1	27.7
70°-80°	1237.8	14.5
80°-90°	198.5	2.3
90°-100°	0.0	0.0
100°-110°	0.0	0.0
110°-120°	0.0	0.0
120°-130°	0.0	0.0
130°-140°	0.0	0.0
140°-150°	0.0	0.0
150°-160°	0.0	0.0
160°-170°	0.0	0.0
170°-180°	0.0	0.0
0°-90°	8541.8	100.0
0°-180°	8541.8	100.0



REPORT NUMBER: P270207

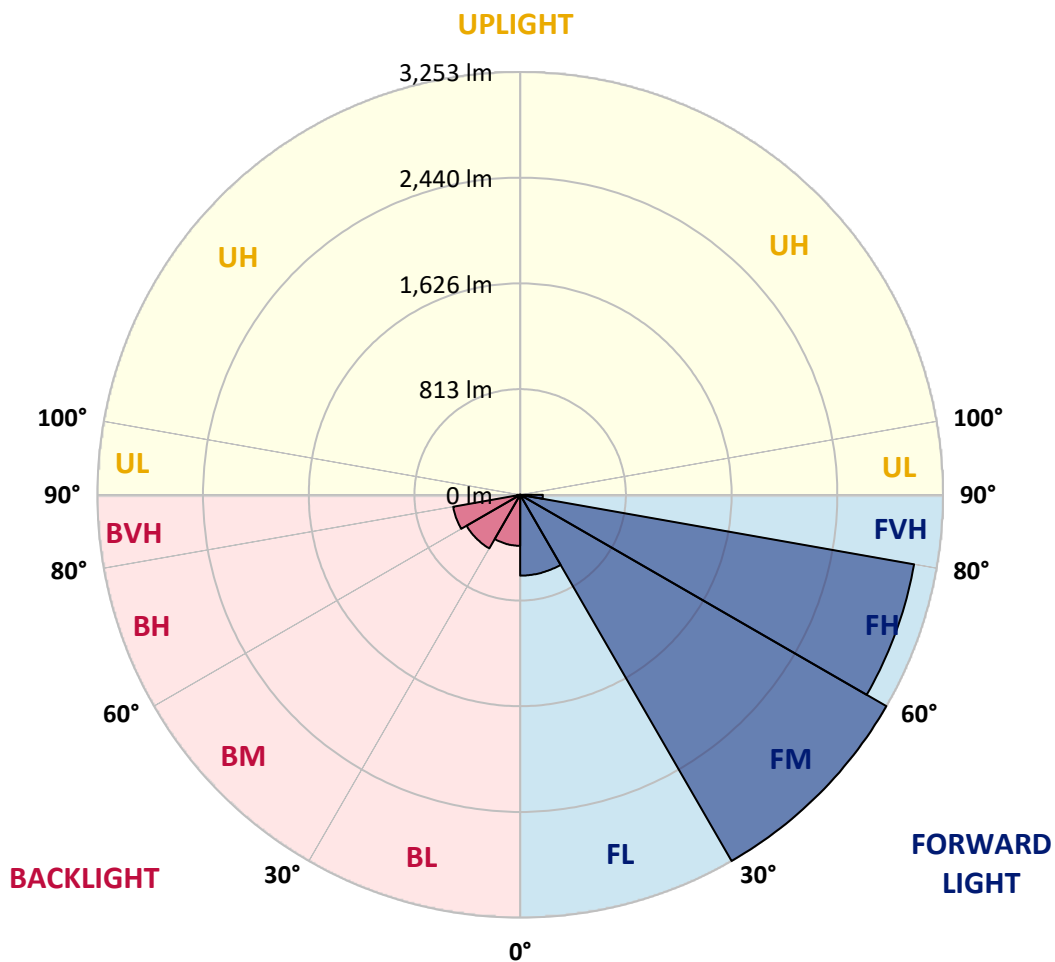
CATALOG NUMBER: GWC-AF-02-LED-E1-SL2-7027-800

**LUMINAIRE CLASSIFICATION SYSTEM LUMEN TABLE AND BUG RATING:**

Zone		Lumens	% Fixture	Zone Rating/Lumen Limit		
				B	U	G
FL	(0°-30°)	621.6	7.3			
FM	(30°-60°)	3252.9	38.1			
FH	(60°-80°)	3077.4	36.0			G2/5000
FVH	(80°-90°)	174.6	2.0			G2/225
BL	(0°-30°)	392.3	4.6	B1/500		
BM	(30°-60°)	475.6	5.6	B1/1000		
BH	(60°-80°)	523.5	6.1	B2/1000		G2/1000
BVH	(80°-90°)	24.0	0.3			G1/100
UL	(90°-100°)	0.0	0.0		U0/0	
UH	(100°-180°)	0.0	0.0		U0/0	

**BUG Rating: B2-U0-G2**

Type II Short





REPORT NUMBER: P270207

CATALOG NUMBER: GWC-AF-02-LED-E1-SL2-7027-800

**CANDELA DISTRIBUTION (FULL):**

	0°	5°	15°	25°	35°	45°	55°	65°	67°	75°	85°
0°	1842.5	1842.5	1842.5	1842.5	1842.5	1842.5	1842.5	1842.5	1842.5	1842.5	1842.5
2.5°	1766.6	1769.7	1778.9	1784.8	1811.3	1822.7	1830.7	1838.7	1839.9	1843.7	1839.9
5°	1581.2	1587.7	1604.9	1624.2	1675.7	1716.1	1758.6	1802.9	1810.9	1839.5	1847.5
7.5°	1437.6	1436.0	1450.4	1473.5	1526.1	1582.2	1656.7	1744.7	1761.9	1826.4	1857.7
10°	1332.7	1331.5	1346.6	1370.6	1420.8	1473.8	1558.1	1678.7	1703.0	1805.9	1867.2
12.5°	1255.2	1255.7	1270.8	1297.4	1348.4	1401.8	1487.4	1614.6	1645.8	1781.8	1877.4
15°	1203.9	1207.2	1219.4	1247.7	1297.4	1351.0	1434.8	1566.6	1601.5	1762.8	1888.7
17.5°	1186.7	1192.1	1196.4	1216.9	1259.5	1313.0	1395.1	1531.3	1568.3	1749.8	1898.8
20°	1202.7	1208.8	1200.9	1208.1	1235.0	1282.2	1363.9	1503.4	1541.3	1735.0	1900.2
22.5°	1271.3	1277.2	1253.6	1233.0	1231.2	1260.0	1338.3	1481.5	1520.7	1724.0	1900.5
25°	1392.2	1396.0	1356.4	1308.3	1261.6	1251.9	1320.1	1466.4	1508.1	1714.3	1892.5
27.5°	1540.5	1543.4	1497.8	1427.0	1333.2	1270.8	1313.9	1457.4	1500.9	1706.1	1879.2
30°	1720.8	1734.5	1673.5	1584.3	1447.3	1326.8	1326.4	1452.7	1492.9	1691.7	1852.6
32.5°	1905.2	1911.1	1869.1	1778.5	1601.0	1425.4	1361.8	1456.2	1490.7	1674.4	1818.9
35°	2092.2	2099.8	2072.4	1999.5	1811.3	1569.9	1430.9	1475.9	1503.9	1668.5	1795.3
37.5°	2334.4	2344.5	2306.7	2222.3	2067.0	1765.8	1546.0	1525.7	1543.7	1685.3	1788.2
40°	2717.4	2712.7	2601.9	2476.4	2346.6	2016.4	1710.3	1609.9	1620.5	1739.7	1810.1
42.5°	3163.0	3151.7	2960.9	2763.6	2654.1	2319.8	1927.6	1756.0	1754.0	1846.6	1887.1
45°	3518.5	3509.3	3337.5	3094.3	3006.7	2665.1	2208.6	1973.8	1958.2	2016.4	2029.5
47.5°	3711.0	3711.4	3612.4	3414.1	3411.9	3104.1	2569.5	2288.9	2262.0	2289.4	2275.4
50°	3643.6	3652.5	3642.0	3578.8	3781.8	3679.5	3040.9	2728.3	2674.0	2700.9	2647.5
52.5°	3317.6	3328.9	3391.3	3488.2	3937.2	4374.8	3733.4	3274.2	3211.0	3201.3	3141.9
55°	2739.7	2753.6	2880.8	3144.1	3807.9	4842.0	4826.1	3970.1	3869.4	3778.0	3752.7
57.5°	1888.3	1911.6	2116.2	2507.2	3389.7	4983.2	6127.2	4962.1	4757.3	4438.0	4443.9
60°	1064.4	1091.4	1332.7	1687.8	2545.4	4829.7	7117.1	6464.7	6032.4	5211.0	5254.8
62.5°	677.0	706.0	889.2	1172.6	1527.4	4004.1	7522.8	8553.4	8004.5	6163.8	6206.7
65°	548.1	560.6	647.0	968.0	1109.0	2412.4	7214.7	10274.2	10069.6	7373.2	7172.6
67.5°	535.0	539.2	583.8	812.5	1063.7	1355.9	5754.8	10596.0	10823.0	8502.5	7575.0
70°	528.7	543.4	658.0	775.4	1018.5	1143.6	3458.2	9713.9	10072.4	8797.8	7039.6
72.5°	256.6	255.7	331.0	701.3	1147.5	1186.2	1776.8	7859.7	8219.4	7622.1	5784.7
75°	206.8	189.2	180.6	256.9	1103.2	1224.8	1132.3	5408.2	5668.5	5110.4	3556.0
77.5°	196.3	175.2	160.4	160.8	466.3	1299.0	959.1	2993.2	3069.1	2308.4	974.3
80°	162.7	143.2	132.7	149.6	225.7	1237.1	1037.1	1354.6	1243.1	567.0	324.4
82.5°	112.8	102.8	99.8	125.6	180.6	881.6	1206.0	727.8	610.4	284.0	200.1
85°	72.0	61.5	68.2	91.4	140.7	406.9	1242.1	567.4	451.0	180.3	112.8
87.5°	33.2	26.9	33.6	50.6	91.8	140.2	1182.0	637.3	464.7	95.2	71.1
90°	0.0	0.0	0.0	0.0	0.0	0.0	0.0	0.0	0.0	0.0	0.0



REPORT NUMBER: P270207

CATALOG NUMBER: GWC-AF-02-LED-E1-SL2-7027-800

**CANDELA DISTRIBUTION (continued):**

	90°	95°	105°	115°	125°	135°	145°	155°	165°	175°	180°
0°	1842.5	1842.5	1842.5	1842.5	1842.5	1842.5	1842.5	1842.5	1842.5	1842.5	1842.5
2.5°	1843.3	1835.2	1828.9	1817.2	1804.2	1791.5	1780.1	1765.8	1761.5	1757.9	1763.7
5°	1849.3	1841.2	1818.0	1781.8	1741.8	1704.3	1666.7	1634.7	1615.1	1604.1	1610.3
7.5°	1858.1	1846.6	1798.6	1732.1	1660.1	1594.3	1526.5	1472.2	1432.2	1413.3	1418.8
10°	1866.0	1844.1	1765.8	1665.9	1560.6	1462.9	1355.9	1267.5	1201.8	1167.2	1175.6
12.5°	1869.5	1834.5	1719.8	1583.4	1438.9	1295.6	1138.2	1005.9	911.5	876.9	869.7
15°	1872.7	1823.5	1669.3	1489.5	1291.9	1089.3	868.7	710.2	631.9	614.6	610.8
17.5°	1873.7	1804.5	1612.1	1387.5	1119.6	843.7	593.9	493.3	493.7	521.5	524.9
20°	1864.8	1776.3	1542.5	1260.7	913.2	583.4	407.7	390.5	454.2	523.6	531.9
22.5°	1844.6	1738.8	1463.8	1112.9	677.0	384.1	315.6	334.4	416.6	501.7	511.3
25°	1818.9	1693.3	1370.6	941.5	448.2	274.6	264.6	287.6	343.3	400.1	405.7
27.5°	1783.9	1639.4	1266.3	745.1	291.1	226.3	232.9	248.6	271.3	296.5	299.0
30°	1738.8	1575.0	1154.6	543.4	219.8	203.5	213.2	221.5	231.3	245.5	246.9
32.5°	1686.9	1513.0	1040.0	375.3	195.0	191.7	199.2	203.5	211.0	219.8	220.8
35°	1643.5	1454.0	921.2	265.4	184.5	182.8	187.8	189.5	196.6	206.4	207.2
37.5°	1618.7	1406.0	798.7	213.9	177.3	174.8	177.8	177.8	187.8	202.2	204.4
40°	1620.5	1379.5	676.1	193.3	171.4	168.1	168.5	168.5	181.5	197.2	198.3
42.5°	1666.4	1386.3	567.4	185.3	166.8	163.0	160.8	162.1	173.2	183.3	184.1
45°	1774.2	1433.9	465.4	180.3	162.1	160.8	156.2	155.9	160.1	164.7	164.7
47.5°	1951.1	1527.7	396.4	177.0	158.5	157.9	152.5	147.1	146.7	148.3	148.3
50°	2238.8	1689.5	350.0	173.2	155.9	152.5	146.2	137.7	134.7	136.1	136.1
52.5°	2670.1	1978.1	332.4	168.1	150.3	144.8	137.7	129.4	126.8	127.2	127.2
55°	3235.9	2421.2	329.8	162.1	144.4	135.6	129.7	123.3	120.5	121.4	121.4
57.5°	3927.1	3034.1	375.0	152.9	136.5	126.4	123.0	118.8	116.7	117.9	117.5
60°	4767.5	3836.1	556.1	143.2	128.5	117.9	117.9	114.5	112.8	114.2	113.7
62.5°	5735.5	4757.3	781.9	136.1	120.1	111.2	112.8	111.2	109.6	110.3	110.0
65°	6593.9	5357.6	732.1	130.6	111.6	104.9	107.8	107.0	105.7	106.5	106.2
67.5°	6618.7	5135.3	411.2	124.7	103.7	98.5	102.8	102.3	101.5	102.3	102.0
70°	5906.9	4336.1	231.7	113.7	95.2	91.0	96.8	96.5	95.6	97.2	96.8
72.5°	4732.5	3146.6	169.3	100.3	86.7	83.0	89.7	89.3	89.3	91.8	90.5
75°	2723.2	1619.3	135.3	86.0	78.0	75.0	80.8	81.2	82.1	85.5	83.0
77.5°	776.3	504.7	110.3	72.9	67.0	65.8	71.7	72.5	72.9	76.6	73.3
80°	288.5	232.5	91.0	61.1	54.7	55.2	60.6	62.0	62.3	66.1	62.0
82.5°	184.1	153.3	73.8	47.3	42.9	42.5	49.2	50.9	50.9	51.5	48.9
85°	107.3	91.8	55.7	34.1	30.4	29.0	36.7	39.5	38.4	37.5	35.8
87.5°	72.0	63.2	34.1	19.0	16.3	15.6	21.5	23.5	22.7	21.5	20.2
90°	0.0	0.0	0.0	0.0	0.0	0.0	0.0	0.0	0.0	0.0	0.0

(END OF REPORT)